


PICTURE IT



There are so many ways in which your church can have a dynamic spring and summer. The Lord is waiting to give you that...He has led us to help with these tools.

Check these items which are available through this packet and Foursquare Publications. Note the color coded pages in this manual.

SUNDAY SCHOOL JAMBOREE

A spring Rally Day, with outreach and evangelism as its goals. See the tickets and suggestion pages.

PRE- or POST-EASTER
EVANGELISM OUTREACH

Use the new book, We Believe in Salvation Through Jesus Christ as the basis for showing Him lovely and loving. Invite the entire community. (See the yellow page.)

MOTHER'S DAY

The ideal time to launch the Family Folder plan to involve every Foursquare family in fun and fellowship with one another. Allow Him to mend and heal hurting homes. (See the orange page.)

CHILDREN'S DAY

Ideas for getting children AND involving them in evangelism. See the new children's tract. (See the pink page.)

SUMMER - WOW!!

A summer in the Word -- reading and memorizing together. The whole church is tied in; the plan is exciting...there's not a church that can't participate. Put the emphases on the Word...it is alive, changes lives and quickens hearts. (See the white pages.)

(See the manual cover for suggested dating and times for each phase. All materials are undated--can be used at any time.)

Foursquare Publications
1100 Glendale Blvd.
Los Angeles, Ca. 90026

(12/73-500)
S2P91TF

Pre/Post Easter

He is Lord, He is Lord
He is risen from the dead,
And He is Lord.....

Yes, but so many do not know that He is risen. Because He died for them, let's tell them.

Consider an open class for neighbors, community and church members, when the text is the new book, We Believe in Salvation Through Jesus Christ.

It could be a home Bible study.

It might be the mid-week study.

Perhaps

the right time is Saturday morning.

Whenever it is right, it is right to tell the world that Jesus loves them and that is why we celebrate Easter.

Consider

either a pre-Easter or post-Easter study of this basic doctrine of the Bible. Order enough books to make them available to all who attend. Select a teacher who radiates Jesus and who is able to involve the class in discussion, decision and in-depth study.

And then, expect the Lord to bless and give you souls.

This

time of year more than any other is the time when people are aware of the church. Make them aware, too, that you care for them and are interested in their total person.

Perhaps this would be the ideal time for your church to consider a home Bible study ministry for the unsaved. Select 1 or 2 Christian homes. The couple in whose home the study meets serves as the host and hostess. Someone else comes as the teacher. Then invite the neighbors, friends and acquaintances who need to know Jesus. Don't overload it with Christians--3 at the most.

Train

the host and hostess and the teacher. Allow several weeks for this--at least two. Send them into the homes alive with the prospects of what God is going to do through them to their friends. Believe Him for this.

Engage the prayers of the entire church. Have special prayer times for this. Encourage all to remember these studies in prayer. And rejoice when God begins to work. Keep the report before the congregation.

EXPECT GREAT THINGS FROM GOD. DO GREAT THINGS WITH HIM.

Mother's Day

...a Foursquare

Family

Affair

Our goal : every Foursquare family a Bible-sharing, fun-filled
family for the summer of '74.

What a thrill! Can you imagine the impact upon your church if every family spent time in the Word in the next 3 months? Help them do it.....

1. Order the Family Folders - 1 packet for each family in your church. (Order enough. You can return those unused, unopened ones.)
2. On Mother's Day - Introduce the Family Together Time as outlined in the Family Folders. It's simple--it can be used in so many ways; it is non-threatening.
3. Consider the Together Time Kits - Maybe you missed using these in the fall (the kit with 4 sets of 4 placemats and the fun times planned around them). Order them now -- 1 for each family. Only \$1.25 per kit which gives a family of 4 four weeks of fun together. (Again, order enough--return the unused ones.)
4. Check the Adult Planner - It's full of family ideas -- fun for the family, sharing sessions, study times, parent-teen get-togethers and much more.
5. Launch the Summer With A Purpose - It's the Bible reading and memory plan for the church into the Word this summer. So exciting, the words almost jump off the page.

HAVE A GREAT SUMMER!! A SPECIAL SUMMER!! A SUMMER TO REMEMBER!!

See the Idea Book, too.

Children's Day

(Third Sunday of June)

Guide the children....into a vital witness with tracts.

Plan an effective Children's Day activity by involving all children in a tract distribution activity.

Involve children in an evangelistic effort to share Jesus Christ through the printed Word, with other children.

1
2
3
TRAIN the children in witnessing and tract distribution. Follow up with a fellowship time for those involved.

YOU NEED: Children's tracts (properly stamped with the name of the church)
- Adult transportation and supervision
- Response cards advertised
- Properly marked maps

PLAN. Invite children, along with adult supervisors (teachers, parents) to meet at the church for a brief presentation concerning the purpose and power of tracts. (The Bible Society has a film about sharing God's Word through the printed page.)

Prepare a community map. Mark the locations where groups of children can go to hand out tracts to other children (parks, playgrounds, housing projects, zoos, amusement parks, etc.) Check local city and county regulations concerning distribution of literature in public places.

Prepare a response card which includes a schedule of church activities (including those for children), the name and address of the church and its pastor.

4
5
6
GO, after training and prayer for God's blessing and guidance. Send children to designated areas. Try to assist children by anticipating responses they may receive when a tract is given to another child.

RETURN to the church at a designated time and allow the children to share their experiences. Pray for those who accepted the literature. Rejoice with them and express your interest and pleasure in their ministry of tract distribution.

FELLOWSHIP together by sharing, singing, prayer, and with refreshments.

MA
TER
IALS.
Tract, "Happy Birthday"


Tract Pak, a simple folder for children to place tracts into

Guide, Children Can Witness With Tracts, with details for organizing tract distribution among children. (NEW!)

Booklets, "God's Family" series (for follow-up)

Tract, for Spanish-speaking children.

All materials may be ordered from Foursquare Publications.



Summer...it's a delight

Families on vacation? Attendance d

o
w
n
?

Why not take a positive view of it all?

Church/Sunday school success is not measured entirely by attendance charts.

Consider:

1. They deserve this vacation. Let them enjoy it without feeling they have "let us down" by not being in church.
2. God goes with them; He is not confined to the church building. Put some tools in their hands which encourage them to read and study His Word together as a family--while on vacation.
3. Help vacationers see the spiritual opportunities that are theirs.
4. Show an interest in summer activities of members of all ages. Use these opportunities to develop personal relationships.
5. Plan special activities for classes or departments--not involved socials, but rather some simple get-togethers which promote fellowship and fun. Some of these may be on a 1-to-1 basis, or in small groups of 3 to 5.
6. Concentrate on special areas in Sunday school -- areas such as
 - Bible memorization
 - Reading of church library books
 - Post-vacation maps to track absent children by colored tacks. Pin post cards around the edges.
 - A hobby display - collections, models, crafts, sewing, woodwork, etc. (Use it as a discussion starter, illustrations, etc., as well as a display.)
7. Use summer for visiting non-church families. Children are at home, and therefore can help break the ice of the first awkward moments. Purpose of call: to express interest in the family and to seek to develop a friendship.

MAKE IT A SPECIAL SUMMER TO REMEMBER. A SUMMER TO REMEMBER. A SPECIAL SUMMER.

A Summer Of Bible Reading And Memorization

Every
Foursquare
Family
In
The
Word
For
The
Summer
Of
1974

Join together with other Foursquare Churches to make this a Bible-reading Summer. Help families and individual members use this summer for Bible sharing. Suggest a practical plan whereby through these summer weeks the entire church can be engaged in memorizing Scripture and sharing it with other members and friends.

Become--to a greater extent than ever before--a Bible-reading, Bible-memorizing church. Read the white pages for the full details.

Jesus rebuked the religious leaders of His day with these words:

*"Your error is caused by your ignorance
of the Scriptures and of God's power."
Matthew 22:29 (LB)*

Could the same accusation be leveled at our church today?

A SPECIAL SUMMER....IN THE WORD

A Summer In The WORD

A
Total
Church
Plan

What an exciting prospect -- every Foursquare family reading the Word and hiding it in their hearts this summer. What a powerful prospect!

A few suggestions follow which come to lend assistance in making this a special summer for your church. Make it really church-wide, with every family or individual unit reading the same Bible portions and sharing them together.

Pastor - preach from these verses; allow discussion times

Parent - use these verses for family Bible reading

Teacher - work with pupils to memorize the suggested verses

Crusader leader - develop the suggestions given

Study, think, practice and claim these Bible verses for each individual life.

CHECK THE TOOLS


Note the few things below which are available for your help in this potentially powerful summer.

1. Family Folder Set - 4 brief guides for more together times in the Word
2. Bookmarks - with guides for reading and memorizing the Word
3. Idea Pages - with special memorization and Bible reading suggestions
4. Family Reading List - to help families select good vacation reading

All of the above items are found in the Spring-Summer Sunday School Packet, of which this manual is a part.

→ From here on, it will take your planning.

A SUMMER WITH REAL PURPOSE AND PROFIT



*Just
A
Few
General
Tips*

1. Select a specific portion of Scripture to be read each week or month by all members.
 - a. The chart on page 5 gives some suggestions for this. (These portions are those used in the Family Folders.)
 - b. In each area of the church make mention of this and use it.
 - c. Take Deuteronomy 6:5-9 and put it to practice. (See page 16.)Make this a church-wide plan. See specifics on pages which follow.
2. Ask members to read selected portion as many times as possible during the week.
3. Allow time for sharing discoveries, impressions and questions which have come as the portion has been read. (See midweek service suggestions.)
4. Stress Bible memorization. Make the bookmarks available to all. (See order blank.)
5. Prepare some visual which will be a continual reminder for all of the Bible emphasis for the summer. (See suggestion page 21).
6. Designate a beginning and ending time for this special emphasis. Climax it with a "testimonial time" when all can share how the Word has gripped their hearts.

Go to the next page for a chart-outline suggestion to fit each area of the church into a total Bible emphasis. The pages which follow the chart give practical suggestions and resources to carry this out.

TOTAL CHURCH BIBLE READING & MEMORIZATION PLAN
A Special Summer in the Word

SCRIPTURE	SUNDAY SCHOOL &/or Church Time for Children	CRUSADER HOUR	CHURCH (Youth and Adult)	Midweek Service	Home Together Times
Matthew 6:9-13	Memory listeners Recite together Visualize and explain verses Bible learning activities and games Bible memory activities Bible memory songs (see above)	Chart prayer by phrases Rewrite prayer Write a prayer using guide from these verses	Recite verses together as congregation Print Scripture in bulletin Themes of glory, forgiveness and will	Outline parts of prayer Discuss the basics for biblical prayer. Use bookmark suggestions for discussion and sharing. See page "Marginal Notes" for exciting sharing method	See Family Folder for full outline; order set for each family.
Psalms 91	(See above)	Show God's continual care from these verses. List all that is said about God here.	(See above)	Rewrite the verses. List negative and positive aspects in these verses. Use bookmark suggestions for discussion & sharing. See page "Marginal Notes" for sharing method	See Family Folder for full outline; Order set for each family.
John 14:1-6	(See above) Scripture plaque	Discuss the 3 points of verse 6. Study of heaven Salvation theme	(See above)	Use bookmark suggestions for discussion & sharing. Preparation for heaven Hope of believers. See page "Marginal Notes" for exciting sharing method	See Family Folder for full outline; Order set for each family.
1 Corinthians 13	(See above)	Rewrite verses 4-7 Write song using verses 4-7 Relate to chapters 12 and 14	(See above)	Use bookmark suggestions for discussion & sharing. Practical application of love in all areas of life See page "Marginal Notes" for exciting sharing method	See Family Folder for full outline; Order set for each family.

For fuller explanation and details, see pages which follow.

CHART KEY

The brief outline on the chart is meant to serve merely as a suggestion. The Scriptures chosen to be emphasized may not fit your particular needs at this time. However, they are the verses which follow. Of course, by changing the themes when different Scriptures are used, some of the same activities may be adapted.

*Church
And
Midweek
Service*

General Suggestions

1. Print the Scripture portion in the church bulletin each week.
2. Read the portion together during each service.
3. Songs which correlate with the Scripture theme should be used.
4. Pastor may preach from the portion - 1 or a series of messages.
5. Concentrate on each portion at least for the entire week, introducing it with the Sunday morning service (or in the Sunday school).
6. For the midweek service
 - Discuss the meaning to life of the portion
 - Let several share specific things the Spirit has taught them about that particular portion
 - In small groups share and pray together
 - Let the Bible study be the answering of questions which have arisen from reading this portion

Specific Suggestions

- Matthew 6:9-13
1. Divide the prayer into specific phrases. Rewrite each phrase into the language of today.
 2. Outline the prayer. Assign a portion of it to small groups and allow them to discuss it and bring back a fuller meaning to the total group.
 3. Review the basics which Jesus is teaching here. Example: His instruction is to pray to the Father, not to Jesus. (How many of us pray to Jesus? Instruct children to pray to Jesus.)
 4. Share the lessons learned when using the bookmark guides.
 5. Consider the themes in this prayer -- glory, forgiveness, will, for example.

- Psalm 91
1. Make two lists from these verses. List #1 should have all of the negative things mentioned in this chapter; List #2 should have all the positive items. Match them up, to show how God allows an answer to each need.
 2. Rewrite the verses. Divide the group into several smaller groups and assign several verses to each group. Ask them to rewrite the verses into their modern language and understanding--maybe even to their present lives in areas which are covered in a greater sense in the verses. Share the "new versions" with the entire group.
 3. Share lessons learned when using bookmark guides.

- John
14:1-6
1. Review the possibilities of commitments to Christ as a result of this study. Allow for this.
 2. Assign one of the names Jesus gives Himself in verse 6 to each of 3 groups (or more). Have them discover together and report back to the total group what that name means to them.
 3. Discuss the hope which Christians have as a result of the truth of these verses.
 4. Share lessons learned when using bookmark guides.

- I Cor.
13
1. Read this chapter from the Living Bible.
 2. Concentrate on verses 4-7 for discussion of the true characteristics of love.
 3. How is this type of love practically applied. If your group is inclined, let small groups present a drama-skit which depicts several of the characteristics of love.
 4. Put the name of Jesus into each place where the word "love" or "charity" occurs. Then put your own name into these places. Let each bow before the Lord and allow His Spirit to speak to them about their likeness to Jesus.
 5. Share lessons learned when using bookmark guides.

*Sunday
School
or
Church-
Time*

Many Sunday schools do not have opening sessions. Rather, many use the total time in class and move some of the activities which were previously conducted during this opening to the church-time. For example, instead of having the missions education presentation in Sunday school opening, this occurs in the children's church each month, or in the weeknight family night.

When the Bible emphasis is carried out is not of vital importance. But, the fact that emphasis is placed on Bible reading and memorization for all ages is vital. The suggestions below help to tie this special church-wide plan into the Sunday school -- all ages and into the children's church-time programs.

General Suggestions

1. Have a "Memory Listener" (or several) in each class or department. When pupils arrive they should go directly to this person and recite their verses learned this past week. These listeners may be older adults, teens, or other uninvolved persons.
2. Use visuals to present and explain the meaning of each Scripture portion to the pupils. Allow them to respond with questions or comments to determine their understanding of the verses.
3. Divide the group into smaller groups of 3-5 persons and allow them to practice together the verses to be learned.
4. See the Idea Pages #9048 and #90714, Section "Teaching Tips", for additional tips for teaching memory verses to children. Let children make up the Bible games and activities suggested. These are helps to learning the verses.
5. Discover the songs which have the words of Bible verses. (See children's song books and "Psalmtry".) Use these to teach verses.
6. Let memory time become a regular part of your church-time program. Group children according to their Sunday school class and let them work together to memorize, using all of the tools and ideas provided to you and by you to them.

Specific Suggestions

- Matt. 6:9-13
1. Separate the prayer by phrases. Explain each portion and allow questions. Together as a group--or in smaller groups (depending on children's ages)--rewrite the prayer in the language of the pupils.

2. Point out that prayer is to be addressed to God, not Jesus. Explain why we pray "in Jesus name."
3. Visualize the prayer, or allow children to discover or draw pictures which show the meaning of each phrase and the total prayer.
4. Select the major themes from this prayer -- such as will, forgiveness and glory -- and discuss their meaning. Build a collage from magazine pictures which show what each means in the lives of your pupils.

Psalm
91

1. Point out how God shows His care and watchfulness. Emphasize what it means to "abide under the shadow of the Almighty."
2. Discuss fear. What causes it? Do we usually fear the unknown? Is fear from God? If not, from whom? Can we really trust God to keep us?
3. Read from a modern language translation.

John
14:1-6

1. Use this teaching to present a clear plan of salvation, geared to the age of your group. Allow opportunity for decisions.
2. Let children illustrate verse 6, showing Jesus in His 3-fold role.
3. Make a scripture plaque from wood, with macaroni letters, or from plaster of paris, with painted letters. Use verse 6. (Many craft shops or suppliers have this verse in molds.)
4. Allow the pupils to make up memory games and songs to assist them in learning these verses (see Idea Book).

I Cor.
13

1. Using a modern translation read this chapter. Ask pupils to watch for characteristics of love as you read. After having finished, ask them to recall the characteristics as you write them on the chalkboard.
2. Read again the chapter, putting the name of Jesus in each place where the word "love" appears; then your own name, suggesting the pupils put their own names in as well.
3. Make a freize (wall chart) which illustrates love at work in the lives of pupils. Allow the children to work in small groups of 3 to 5. Assign each group a section on the chart and a specific phase of life -- at work, play, school, home -- to illustrate. After the group has decided, allow them to draw their illustration on the chart. When all have finished, each group should explain what its picture represents and tell how it ties in with I Corinthians 13.

GOD'S
GARDEN

If the "Garden Chart" visual is used, the following worship outline may be used to introduce the program and make children conscious of the total plan.

SUGGESTED WORSHIP OUTLINES

FOR USE IN

*Sunday School Opening
Midweek Clubs
Children's Clubs*

GOD'S GARDEN

I Corinthians 3:9

"You are God's garden, not ours...." (LB)


In God's garden there are plants of many sizes, shapes and colors. These "people plants" are all of one family -- the family of God; God's church. God loves each one and cares for each one individually. Let's get acquainted with some members of the Daisy family.

1. Miss English Daisy. She loves Jesus, but she is what we'd call a shallow plant in God's garden. She doesn't have her roots down deep in the Word, and therefore she easily wilts.


Her attention to the Bible is very little. She hardly ever reads it; she does not take time to memorize her memory verses; while her pastor, teacher and others are talking about God's Word, her mind is on something else. Sometimes she is even talking to her neighbor.

When asked, "How do you know God loves you?", she doesn't know what the Bible has to say about it. She begins to doubt and wonders who is right.

Psalms 119:105 is a good verse for Miss English Daisy.




2. Mr. Oxeye Daisy. He is a strong Christian, but with a bad habit--he wants to have his own way--always. He wants to be the leader in every game. When he can't have what he wants he becomes very angry.



How much nicer Oxeye would be if he learned to be sweeter. He might read Romans 15:3.

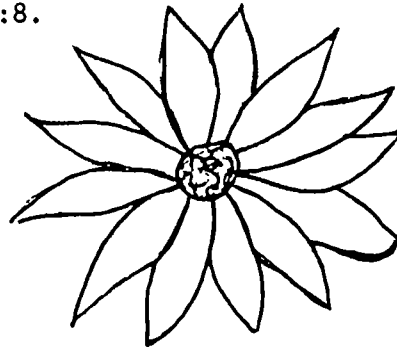
3. Ms. Arctic Daisy. A wonderful person. She blooms in God's garden in places no one else wants and it makes the heart of God very glad. If a teacher needs help to clean the room, she's right there to help. If a new girl comes to class or moves into her neighborhood, she's there to be friendly and helpful.

Arctic Daisy must practice Ephesians 4:32. Wouldn't it be nice if we had a few more Arctic Daisies?




4. Mr. Painted Daisy. He has another name but most people call him Painted. He is well liked in God's garden, for he is so dependable. His schoolteachers can depend on him to have his lessons completed; his parents know they can depend on him to obey them; others boys can depend on him to be honest and friendly.

God knows He can depend on Painted to be a witness for Him, both in his actions and his words. In fact, one day God spoke to Painted's heart and said, "I have something special I want you to do for me when you grow up. I want you to be a missionary. I know I can depend on you." How happy Painted was. He remembered Isaiah 6:8.





5. Miss Dandelion. Most people don't believe she belongs in this family. She is such a humble little person, but God has a special place to use her. She even has a different name than the rest.

She has memorized a very special verse. It is Proverbs 1:22. In her own special way she goes about greeting and smiling at everyone; not just when she is feeling especially happy. Everyone feels better just being around our happy Dandelion. She's just like good medicine.



6. Mr. Korean Daisy. He has trouble! He has something clinging to him. They are fun aphids and they are sapping much of his spiritual life right out of him. He would rather have fun playing ball, watching television, reading comic books and such--so much so that he rarely has time to read his Bible and talk to God. If he doesn't get rid of them quickly, the fun aphids will keep Korean Daisy from being a strong attractive flower in God's garden.

Isaiah 40:31 is for Korean Daisy.



7. Mr. Michaelmas Daisy. Michael is in trouble; he has a disease. You can tell it by the yellow spots on his leaves and his oddly-shaped flower. We call this the "showing-off" disease.

His teachers know he has it because he disrupts the class several times a day by saying something foolish to get the children to laugh.

His Sunday school teacher knows he has it because he keeps talking out of turn and will not be reverent in God's house.

His little sister knows he has it, too, because he has made her cry many times. He wants everyone to know he's the big boss over his sister.

If he would only go to Jesus, the great Gardener, and ask Him to make him well, Jesus would do it. Now, instead of being a beautiful plant in God's garden, he is most unattractive. If he keeps pleasing himself rather than Jesus he will finally quit trying to please Jesus at all, and will go back to following Satan.

Summary: Are you one of the plants in God's garden? All God's children are. (Use this is decision time.)

Are you a healthy plant? God wants to use you to make His world more wonderful and beautiful. Philippians 4:13 tells us how we can help Him and be like Him.

Teaching Suggestions

Make a daisy from paper, cloth or craft supplies to illustrate each point. As you talk about each, plant the daisy in a "garden" of styrofoam--or take the plant from the garden.

This may be presented at one time, or each point taken for a several-week meeting presentation. Develop each point according to the time and age of the pupil.

*Crusader
Hour*

*All
Ages*

Children's Division

If the church-time suggestions are not used, they may be easily adapted to this Crusader hour.

In the Cadet, Cupbearer and Candlelight materials each of these 4 themes is covered at some time during the 3-year period. Discover these programs and adapt them for this emphasis.

Allow the children to make up life-related stories which illustrate the theme of each scripture portion. Let them dramatize the story and discuss it afterwards.

- Matt. 6:9-13 It is important that children find the proper pattern for prayer early in their experience. Review the pattern found here, and illustrate each phase with a life-related incident. Discuss the relationship of each Christian--child of God--with his Heavenly Father.
- Psalm 91 Children often are fearful. Point out what these verses say about God and His watchful care. Ask them to tell what frightens them and make a list of these things on a chalkboard. Then list all the things mentioned which show God's watchfulness. Suggest that they choose a verse which answers their fear and memorize it. Allow some time for this memorization.
- John 14:1-6 The study of heaven is of great interest to children. It is important that they recognize heaven as a real place, not a make-believe dream. Explain again, in their understanding, the preparation for heaven--their own salvation.
- I Cor. 13 Help children memorize this chapter. Prepare ahead of time--or allow the children to assist--several learning activities which will help in this memorization. Divide the group into several sections, giving each group a section of the chapter to concentrate on. When they have studied these verses for an allotted time, they trade with the next group. At the end of the meeting, review the entire chapter together. Ask your pastor for an opportunity when the children can recite the chapter to the congregation--or lead the congregation in reciting it.

Youth Division*

See the special youth suggestions in the Crusader Action Album.

Matt. 6:9-13 Chart this prayer by phrases. Assign a phrase to several persons to examine and then explain to the entire group.

Rewrite this prayer in your own words.

Write a short prayer, using the pattern guide found here.

Psalm 91 List all of the things these verses say about God. Point out that in these verses most all things which affect our lives are mentioned (in a general sense) and that God is mindful of all of our needs and does provide watch care over us at all times.

John 14:1-6 Discuss the many philosophies which say they "have the way." Note that Jesus did not say He "had" the way, but rather that He is the Way. No one has dared make this statement before or since.

Discuss the 3 names of Jesus in verse 6.

I Cor. 13 Rewrite verses 4-7, in the language of your group. Discuss how love is so characteristic of Jesus. I John 4:8 says "God is love."

Write a song, using verses 4-7.

Discuss this chapter's relationship to chapters 12 and 14. Do not overlook the introduction in verses 1-3 of this chapter. Why is the "love chapter" placed here?

Adult Division

Use the Family Folders as the basis for each week's discussion. Suggest ways the folders can be used in the home. Allow for feed-back and discussion once they are used. Actually involve these adults in some of the activities suggested.

See the Adult Planner for various ideas which relate to the themes covered in these 4 scripture portions.

*Note the special "Inreach" and "Bible Rap" chapters of the Action Album for youth that have a growing list of proven Bible memory ideas and plans. The summer materials under "Bible Rap" include ideas which correlate with the above mentioned scriptural portions. The "Inreach" chapter features learning activities that reinforce the understanding and memorization of these portions.

The home continues to be 30% more influential than either the church or the school. By attitudes and a few brief comments from parents the teaching of other institutions can be put into question and even almost erased.

The church's role in helping parents train their children in Christian attitudes and directions is great. While it must not assume too much responsibility away from the home, it cannot leave the home completely without assistance either. Concentration by the church on building adults and equipping parents to guide their children is a worthy goal.

The Family Folders are available (see order blank) and may be ordered for each family unit. These may serve as the guides for tying the home with the 4 scripture portions which are emphasized in the church areas. Assist parents in using these. While they are complete in themselves, any additional assistance the church can give--such as through the Adult Crusader Hour--will add confidence to the parents.

Suggest parents purchase these folders before they go on vacation and take them along as a guide for their family time together in the Word.

Also available are the Bookmarks which are designed to assist the individual Christian in his Bible reading. Each bookmark carries several questions to ponder after having read the particular portion. It also allows space for the individual to jot down particularly meaningful verses which he may want to commit to memory. Encourage this.

The Church Can Do

1. Make a list of all extra credit memory verses from the children's lesson books, and make this list available to each family. Suggest they use these verses as additional memory learning during the total church memory thrust.
2. Supply each family with the Bookmarks--one for each family member--to be used in their personal Bible reading.
3. Suggest families read or recite the chosen Scripture portion daily as a family--perhaps as they pray before a meal.
4. Suggest family members assist each other in memorizing Sunday school and other assigned verses. (Perhaps the church can be divided by families, too.)

Deuteronomy 6:5-9

Read these verses. This section of instruction to the family provides many valuable suggestions for parents in making the Scriptures and the principles of Christianity a part of their home and lives.

Verse 4 The one, true Center of all worship and life

Verse 5 The extent of our commitment - every bit of our lives

Verse 6 Know the Word so it can be a part of everyday life and thought; so it can shape conduct and thinking

Verse 7 Teach the Word of the Lord to your children. How?

- a. *Talk about Him at home*
 - He should be a part of conversation
 - Sing about Him
 - Accept all good things as from Him and talk about His goodness
 - At mealtimes with guided conversation which make all aware of God's love
 - Craft projects which will carry a Christian witness when completed

- b. *When you walk along*
 - or drive with the family
 - Sing along the way
 - Point out His handiwork in nature
 - Share expressions of His love and character
 - Talk about Jesus

- c. *At bedtime (when you lie down)*
 - Pray together
 - Read the Word
 - Share God's love, watchfulness, protection, guidance of the day

- d. *First thing in the morning (when you arise)*
- Prayer as a family
 - Bible recitation or reading together
 - Plan and talk about how you can be aware of God during the day.
- Verse 8 e. *Tie them on your finger and wear them on your forehead*
- Bracelets, rings, necklaces, etc., with Christian symbols, Scriptures, other designations of Jesus
 - For youth, tee shirts, patches, etc., which characterize the "Jesus" people.
 - Absence of questionable garbs and actions
- Verse 9 f. *Write them on the doorposts of your house.*
- Plaques and pictures that bear a Christian testimony
 - Magazines, books and other Christian literature as a part of the home
 - Decorative ideas (memory portions, objects) present in each room
- Results -- Verses 3, 10, 11
- Prosperous family and nation
 - Abundance in all things
 - Health, peace

The above may be a part of the Adult Crusader Hour study. It should not be a lecture presentation.

1. Allow parents to discover what these verses mean through research of their own -- in small groups.
2. Suggest each couple, or single parent, write down ways their family and home are now a testimony of Christ dwelling there.
3. Add to the list a column which suggests things which might be done to add to and enhance the Christian witness of their family and home.

Suggested book: Hidden Art, by Edith Schaeffer. This book suggests that every person has some hidden art which can be developed to make him or her more attractive and allow them to express God's love through it. (Especially good for women in the home.)

*"I have thought much about your words,
and stored them in my heart so that
they would hold me back from sin."
-Psalm 119:11 (LB)*

*Bible
Reading
And
Memory
as
An
Individual*

The power of the above verse staggers us! We know it to be true, but often we must confess how little we read and think on the Word. Could that be the reason for too few victories?

Every Christian needs a time alone in the Word.

Families need prayer-share times together.

Friends should share the goodnesses of God.

Bible study classes are vital.

But, every Christian needs time alone in the Word. Make this a part of the successful summer.

BOOKMARK

Review the Bible bookmark -- a part of the packet from which this manual came.

Side 1 - Several questions guide the reader to think about the Bible portion read.

Side 2 - Space is provided for the reader to note Scriptures which he feels especially speak to him. And, let us challenge him to begin memorizing several.

Make these bookmarks available to every member. Discuss together how the individual Bible reading can happen.

Begin with small segments small time allotments.

Concentrate on a brief passage and use the questions as thought-provoking guides.

Share what you have learned with someone else.

MARGINAL NOTES

Share the following idea with members. Use it as part of the midweek service presentation or review of the portion studies. Suggest that some may wish to use this as a regular part of their Bible reading--they may want to put the code in the front of their Bibles.

Ask each person to read a passage carefully--assigned ahead of time (perhaps the portions suggested in this summer plan). As he reads, suggest he put appropriate symbols in the margin of his Bible; as follows:

- * I have experienced this event in my life
- I do not understand
- O This has made a difference in my life
- C This challenges my life

When the group meets together, divide it into units of 4 members each. Let each member of the unit share his marginal notes. A recorder may write down questions which the unit wants further clarification about.

After 20 minutes, each unit presents its questions to the entire group. Leader and members try to clarify meanings. Concordances, Bible dictionary and commentaries make good references.

SPEAK THE WORD

When the Word becomes a part of us, it will become a part of our conversation.

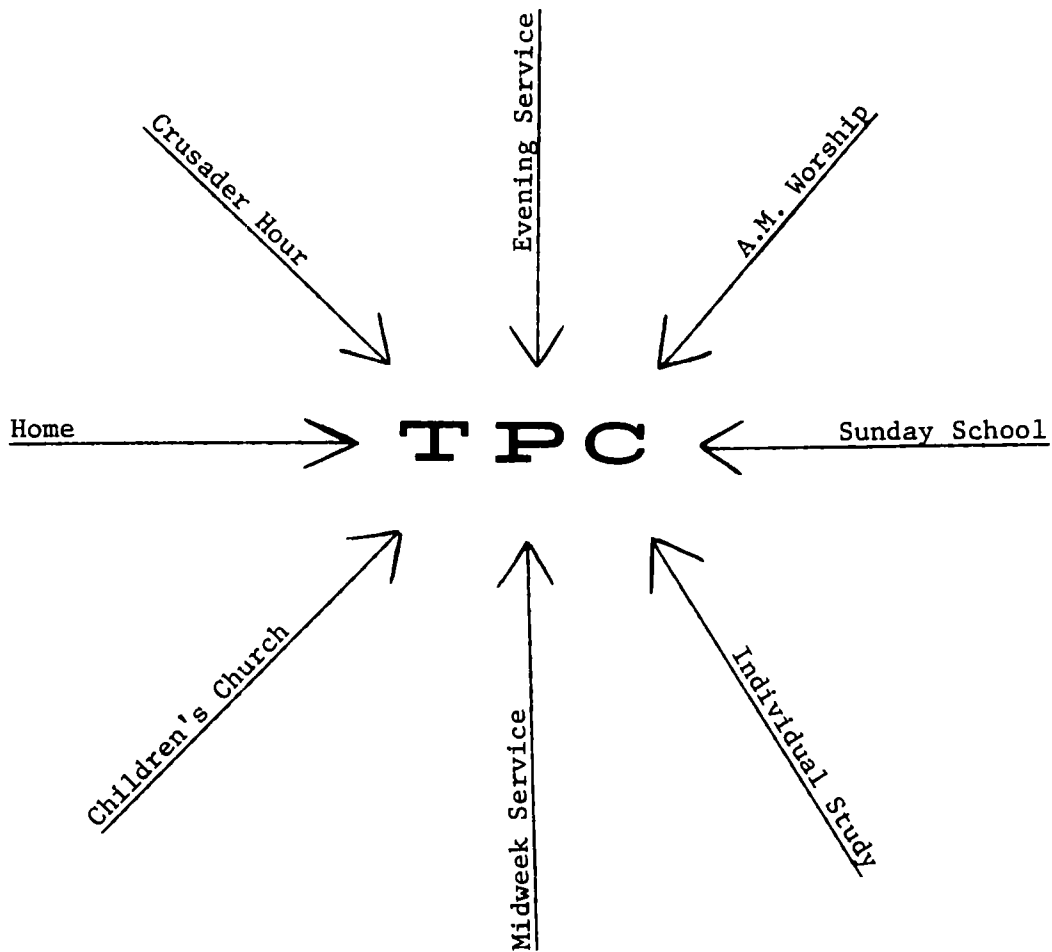
Pray the Word - Instead of asking God for something, quote a verse which promises this fulfilment.

Greetings and Farewells - Use the Word as a greeting. Upon meeting another Christian friend, let a short biblical phrase be the greeting--not facetiously quoted, but as a way of passing on a blessing to them. Use the same method when saying goodbye to friends.

Encouragement - Know a friend which is in need? Send him a post card with a Scripture that has special meaning to you.

- Need encouragement yourself? Quote the Word.

Put
It
All
Together



TPC - a Total Church Plan

which results in a purposeful, powerful summer

A SPECIAL SUMMER IN JESUS' NAME, FEASTING ON HIS WORD

CHART VISUAL

The value--and excitement--of all church attenders being involved with Bible memorization for this summer cannot be measured.

The Psalmist told of the power of the Word. Psalm 119:11 states

"I have thought much about your words, and
stored them in my heart so that they would
hold me back from sin." (Living Bible)

What better reason could there be?

Prepare a visual which keeps the Bible memory program constantly before the total church. Display it in the entry of the church, in a well-traveled hall or wherever all will see it and watch it grow. What about the suggestion below?

I Corinthians 3:9 calls the church "God's Garden" (Living Bible for "his husbandry") Use this theme (explained the first Sunday the chart goes up) for the memory plan.

CHART

BIG! BIG! Make it BIG -- several feet long, and to reach from the floor to near the ceiling. Make it appear as a flower garden--or add the vegetable variety, too.

Prepare flowers from paper, felt, paper cups or such material. Each flower is to represent a verse learned. Have these ready beforehand. When a verse is learned, the reference of that verse is written on the flower and the flower is placed on the garden chart. Make the flowers from bright colors.

Station memory listeners throughout the church -- 1 for each department at least. Let pupils say their memory verses to these "listeners" who in turn will put the flower on the chart.

A FEW IDEAS:

- + Section the garden chart off to provide an area for each class or department.
- + Challenge adults to memorize along with children and youth. They can do it -- in fact often are better memorizers than the children.
- + Designate one color of flower for a class or department.
- + Prepare a list of suggested additional verses to be memorized in addition to regular Sunday school verses assigned weekly. Such verses may be portions of Scripture such as:

Beatitudes
10 Commandments
Favorite Psalms
Psalm 23

Books of Bible
Extra credit verses from
children's books

- + Help pre-schoolers with their "verses to know".
- + Do not give recognition for verses learned the first week. Allow the week to pass after the verse has been introduced in Sunday school, or other area.
- + Suggest greetings not be "Hello", but rather quoting the verse learned.
- + Testimonies can be reciting the Word learned and what it has meant to the individual.

