
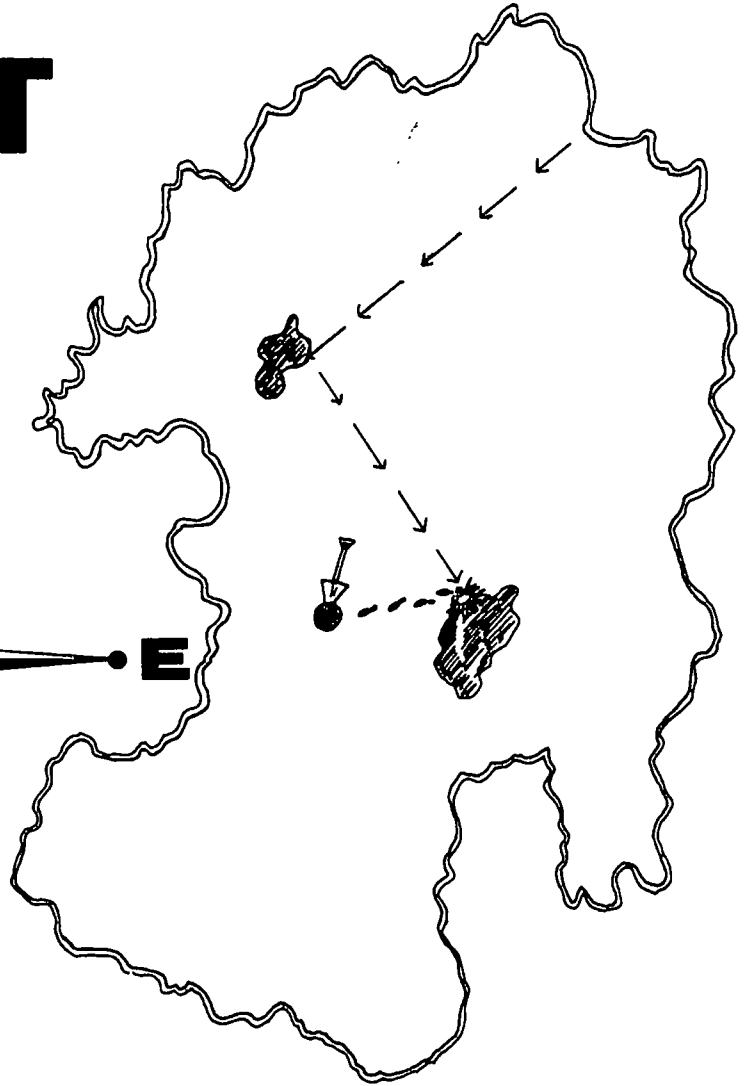
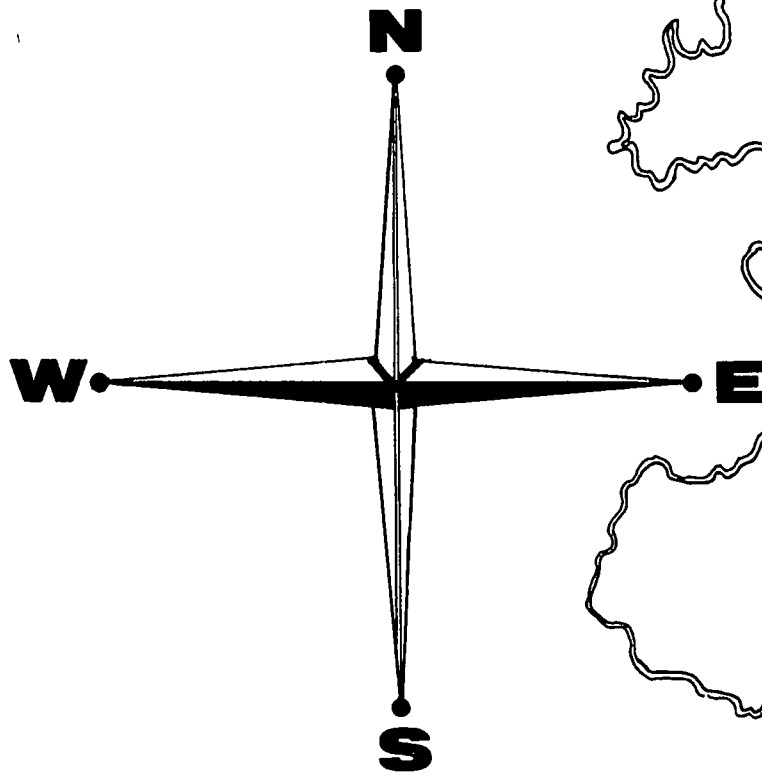



# TREASURE

# HUNT



**SUMMER  
BOOSTER  
PROGRAM  
1962**



# TREASURE HUNT

The months of July and August will be filled with thrills and excitement galore as every Sunday school pupil participates in a fabulous TREASURE HUNT. Everyone is interested in hunting for treasure. When the hunt includes mysterious treasure maps, treasure chests, strong boxes, treasure hunt money, and cocky hunter's caps, there'll never be a dull moment during the entire summer! The best defense for the sagging attendance of the hot summer days is a STRONG OFFENSE. If there is any period of the entire year when leaders need a live-wire contest, it is during the vacation period.

We have purposely kept "Treasure Hunt" simple knowing that many Sunday schools will be operating with a skeleton crew during the summer. Every Sunday has a unique, attendance building "hunt" or plan. If you wish to make the "hunt" more detailed, it can easily be augmented to fit your individual need.

In presenting the contest to your Sunday school staff (either in May or the first of June), we suggest that you be prepared to give each teacher and superintendent a copy of the Treasure Hunt manual. This is essential as the manual contains patterns for the special Sundays and the explanation of the contest itself.

The patterns provided are in the inexpensive classification. THE HUNT IS ON! We join you in prayer that this will be a summer of great victories and treasures untold as you and your school JOIN THE TREASURE HUNT.

TREASURE HUNT CONTEST OUTLINE

The contest covers the nine Sundays of July and August. Each Sunday we will endeavor to locate those we can bring to Sunday school. The people brought will be the measure of "treasure" received in the Sunday School Bank.

- July 1 . . . . . HUNTERS, HIT THE TRAIL
- July 8 . . . . . T-elephone Hunt
- July 15 . . . . . R-escue the Missing Hunt
- July 22 . . . . . E-nvelope "clue" Hunt
- July 29 . . . . . A-lphabet Hunt
- August 5 . . . . . S-earch the Scriptures Hunt
- August 12 . . . . . U-ncle and Aunt Hunt
- August 19 . . . . . R-ed and Black Feather Hunt
- August 26 . . . . . E-mpy the TREASURE CHEST!

TREASURE HUNT SCRIPTURE

As a spiritual introduction to Treasure Hunt read Proverbs 8:17-21:

"I love them that love me; and those that seek me early shall find me. Riches and honour are with me; yea, durable riches and righteousness. My fruit is better than gold, yea, than fine gold; and my revenue than choice silver.

I lead in the way of righteousness, in the midst of the paths of judgment: That I may cause those that love me to INHERIT SUBSTANCE; AND I WILL FILL THEIR TREASURES."

The word "treasure," among the Hebrews, signifies anything collected together which would include gold, silver, jewels, or anything of value.

PRIOR PREPARATION - take these three steps to a successful summer:

STEP NO. 1.....START EARLY. Even the simplest contest requires advance preparation.

1. Fully inform your staff at a workers' conference at least 30 days in advance. For greater efficiency, provide each worker with a contest manual.
2. Conduct "work sessions" to prepare hunters' hats, treasure chests, strong boxes, gimmicks for special Sundays, and all other materials needed.
3. When you present the material, ask your teachers to participate in a poster contest publicizing the Treasure Hunt. Give the best poster the spotlight, and use the rest throughout the Sunday school.

STEP NO. 2.....APPOINT CONTEST WORKERS.

1. Choose the two best leaders in your school to be captains of the black and red hunting teams. To help you in your selection, take these points into consideration:
  - a. Spiritual example
  - b. Faithfulness
  - c. Ability to get along with people
  - d. Enthusiasm
  - e. Vacation schedule
2. Appoint contest committees with a chairman over each, such as:
  - .....Promotion
  - .....Publicity
  - .....Decoration
  - .....Welcome
  - .....Awards

STEP NO. 3.....PUBLICIZE THOROUGHLY. Use every means of letting the community and your own constituency know that the Treasure Hunt will begin July 1.

USE.....

- |                   |                              |
|-------------------|------------------------------|
| Decorations       | Posters and skits            |
| Treasure Maps     | Mimeographed gimmick letters |
| Hunting equipment | Newspaper ads                |

## TREASURE HUNT COMPETITION

The expedition in search of treasure will be far more exciting with competition. The hunt can be conducted, however, without competition if desired. Enough ideas have been suggested for each Sunday to keep interest running high throughout the summer months.

### A. Methods to use in dividing the Sunday School.

1. If your Sunday school is under 50 you may wish to have your students "count off" during your general assembly period. The even numbers will be one team and the uneven on the other.
2. Expedition camps may be set up in the foyer or hallway. As the members of your school enter they will be given a badge or cap to identify their particular hunting team.

### B. Hunting teams.

1. Two teams.
  - a. Black Hunters
  - b. Red Hunters
2. Three teams.
  - a. Black Hunters
  - b. Red Hunters
  - c. Green Hunters

### C. Identification of teams.

1. Team captains. Secure a hunting cap for each team leader and place a feather the color of the team it denotes, in the cap. In addition, each captain will wear a shirt or blouse of the same color.
2. Team members. Identification for the members of the team may be varied.
  - a. Black, red or green beanies may be purchased from your local variety store or easily made.
  - b. Paper hunting caps made from black, red or green construction

paper (pattern enclosed).

c. Hunting badges (pattern enclosed).

D. License to hunt.

Each hunting team member will be issued a license to hunt on the opening day, July 1, as they are placed on a hunting team (pattern enclosed). The Hunting License can serve as a perfect attendance record by punching the card each Sunday the student is present.

E. Class or department competition.

1. Excitement will be added to the treasure hunt if each class becomes an expedition camp. Camping equipment may be set up and a treasure hunt chart maintained on the progress of the class in the Sunday school hunt.

2. Competition will intensify if a hunter from one class challenges another class to find more "treasure." The same thing may be done by departments if desired.

3. Call your classes by some of these special "hunting" names:

- |                |                 |
|----------------|-----------------|
| a. Explorers   | e. Gold-diggers |
| b. Miners      | f. Adventurers  |
| c. Prospectors | g. Discoverers  |
| d. Islanders   |                 |

F. Treasure dollars.

1. Treasure dollars may be prepared as follows:

- Mimeograph imitation \$50 and \$100 bills as per pattern.
- Purchase large imitation coins at your local variety store.
- Using gold or yellow cardboard, prepare \$50 and \$100 gold coins.

2. Treasure will be counted in gold dollars on the following basis:

- \$50 for each hunter present.
- \$100 for each visitor brought.
- \$100 bonus if the visitor and hunter stay for the morning church

service.

- d. \$500 bonus if the visitor comes three consecutive Sundays and becomes a member of the Sunday school.
- e. Special dividends may be declared by the leader of the Treasure Hunt on any given Sunday during the contest.

3. Record of Treasure Dollars.

Each hunter team captain will keep record of the progress of his hunters each Sunday. To facilitate and make this task more simple, a table for each team should be placed at the entrance to the assembly room or in the foyer. Decorate the tables in team colors. Issue Hunters' Licenses and Treasure Dollars at this table.

4. Container for Treasure Dollars. (These will bear the child or persons' name and be kept in the classroom Treasure Chest.) Use one of the following methods for hunters' gold storage:

- a. Gold bag. Secure enough yellow cotton yardage to supply each hunter with a circular piece of material 12 inches in diameter. Using a large darning needle and colored string, make a draw string for the bag. If you wish to save the cost of purchasing the yellow yardage, give each child in your school a paper sample of the size bag needed and let each one bring his own bag. A sample bag should be shown by the teacher and a few simple instructions given to the class on how to make the bag.
- b. Strong box. Have each child bring a cigar box or a cream of wheat box. It is suggested that the teacher take on the project of covering the boxes with yellow paper for each child.

5. Treasure Chest.

Make the Treasure Chest out of a small trunk or a large sized grocery carton. Cover with gold paper or use gold gilt. Make hinges and clasps as per pattern. Each team of hunters should have

their own Treasure Chest. For the arrangement and placement of the chest, we refer you to Publicity and Decoration. The chest may be used as follows:

- a. Using yellow crepe paper or colored paper bags, prepare enough bags so your Treasure Chest has a full look. Put different awards in the bags varying in monetary value. Everyone who brings a visitor on the hunting teams will have the privilege of coming to the chest and selecting a gold bag as reward.
- b. On different Sundays fill the chest with a wide variety of things...such as:

Chocolate gold coins. These are available at dime stores.

Hunting equipment

Balloons

Gospels of Matthew, Mark, Luke or John

Bible awards

### PUBLICITY

#### A. Send out gimmick letters. (See Treasure Hunt Sundays.)

1. Staple a bank deposit slip to a letter. "Some people put money IN the BANK but we GIVE YOU Sunday School Treasure money. Get your hunting license at 9:45 A.M. in Sunday school." (Give details of the contest)
2. Paste a toothpick to letter. "Don't pick a lock, but pick out 10 of your friends. Call them on the telephone and ask them to come as your guest for Treasure Hunt next Sunday."
3. Affix birthday candle to upper corner of letter. "This is to help you hunt out a MISSING PERSON to bring with you to Sunday school."
4. Attach a stick of gum to letter--use various kinds. "Don't gum up the works by not being present in our Sunday school." Choose a



certain type of gum and reward all those who bring the right stick (unchewed) to Sunday school. Enclose a "clue" for the treasure bonus in this letter.

5. Attach an animal cookie to letter. "Some people HUNT animals, but we HUNT PEOPLE. Your person to bring in the Alphabet hunt next Sunday at \_\_\_\_\_ a.m. is \_\_\_\_\_."  
(name and address)
  6. Secure a "Bread of Life" scripture box--stick one of the scriptures to the letter. "Don't try to live without the 'BREAD OF LIFE' -- you're not really living without it. Use the enclosed map and join the "SCRIPTURE TREASURE HUNT" next Sunday in Sunday school."
  7. Affix a small bag of sugar to letter (type used in restaurants). "'ANTS' like sugar and so do UNCLES. Bring your AUNT AND UNCLE TO SUNDAY SCHOOL next Sunday and receive a SPECIAL SWEET."
  8. Draw a small picture frame on your letter and cut a 2 x 2 inch piece of tinfoil and attach to the picture frame. "Double yourself Sunday at the Foursquare S.S. by bringing someone to Sunday school with you!"
  9. Stick a penny to letter. "Want to see this penny grow? Bring a visitor with you to Sunday school and you will receive \$150.00 in Sunday School Treasure Dollars."
- B. Use Posters. See the following pages for poster ideas to use throughout the contest.
- C. Advertise with the Treasure Chest.  
Prepare a large cardboard Treasure Chest for the outside of your educational building inviting everyone to attend the Treasure Hunt.

#### DECORATIONS

A Treasure Island scene at the front of your assembly room will help immeasurably in creating atmosphere for the hunt. Place the Treasure Chests for

WANT A

Silver Dollar?

COME NEXT SUNDAY

AND SEE HOW


EASY

IT IS

TO

GET

ONE!



Time \_\_\_\_\_

Place \_\_\_\_\_

(Attach large black buttons to printed word.)

LOOK

A  
FABULOUS  
TREASURE  
AWAITS  
YOU!


JOIN THE

TREASURE

HUNT NEXT

SUNDAY AT \_\_\_\_\_ A.M.


\_\_\_\_\_ FOURSQUARE SUNDAY SCHOOL



# GET YOUR HUNTING LICENSE!

TREASURE HUNT BEGINS  
JULY 1 AT 9:45 A.M.  
AT THE \_\_\_\_\_  
FOURSQUARE SUNDAY  
SCHOOL

# WHAT'S IN THE BAG



(Prepare a gold  
cloth bag;  
stuff & attach  
to poster.)

# FOR YOU?

COME TO THE FOURSQUARE SUNDAY  
SCHOOL NEXT SUNDAY AT \_\_\_\_A.M.

the respective teams in a prominent place and if possible make a palm tree. Cardboard painted brown for the trunk. Green crepe paper and wire for the fronds. Use the outline at the front of the manual to prepare an acrostic on the word TREASURE for the nine Sundays.

This will let everyone know that there will be adventure and treasure for everyone during the summer. Secure gold coins from your local dime store and use here and there in your decoration. Prepare Treasure Maps by using the pattern included in this manual. If you want the map to look more antique, burn it irregularly around the edges.



#### TREASURE HUNT SUNDAYS

July 1 - HIT THE TRAIL (Send out Gimmick Letter No. 1 prior to July 1)

As suggested under "Treasure Hunt Competition" divide your school into either two or three hunting expeditions or teams. Prepare separate tables for each team in the foyer or hallway entering your assembly room. Issue a Hunting License to each person and the identification tag or hat.

Sing Hunting Chorus (Tune of Battle Hymn of the Republic)

"Come with us and hunt for treasure  
Come with us and hunt for treasure  
Come with us and hunt for treasure  
We'll win each Sunday morn"

July 8 - TELEPHONE HUNT - (Send out Gimmick Letter No. 2 prior to July 8)

The HUNT IS REALLY ON! This is your first Sunday of competition and your teams will endeavor to see which team can get the most Sunday school members and visitors out to Sunday school. Each person present on July 1 will be given the assignment to call 10 friends on the telephone and invite them to come as their guest the Sunday of the 8th. Team captains will keep count of all Treasure money earned. The visitor and the person who brought the visitor will be allowed to visit the Team Treasure Chest and choose a "treasure bag." As special interest, why not allow the winning team to empty the losing team's treasure chest contents into their own chest?

This is also SUNDAY SCHOOL MISSIONARY DAY. Prepare two small treasure chests. Place them on either side of the front of your assembly room. Have a march and see which team can gather the most money for missions. Give 500 extra bonus points to the winning team.

July 15 - RESCUE THE MISSING HUNT - (Send out Gimmick Letter No. 3 prior to July 15)

Every Sunday School has absentees and the number one challenge during the summer is not to let them become a STATISTIC. In all classes of Juniors through Adults, the teacher can be prepared with lists of absentees to give the pupils. (Bring the list up-to-date during opening worship period of July 8 in case an absentee has returned.) Give every class member an absentee or a prospect to HUNT and bring in July 15. Reward both the visitor and the hunter.

July 22 - ENVELOPE "CLUE" HUNT - (Send out Gimmick Letter No. 4 prior to July 22)

Mimeograph Treasure Maps using the pattern given in this manual as your guide. Type the following "clue" in the center of the map.

Clue No. 1 "Treasure bold, treasure gay

May be found on Sunday.

Not right, nor left. Not up, but down

The wonderful treasure will be found."

Clue No. 2 (To be given only to those who bring a visitor on July 22)

"You have worked, you have won  
But as yet, you're not done.  
Straight ahead you must go  
Where we gather, way down low."

Clue No. 3 (To be given only to the winning team members who have brought visitors)

"Some bring others to get there.  
This is how you get your share.  
Treasure rare pirates buried  
But this treasure can be carried."

(Ask those who have Clue No. 3 to write where they think the treasure is on the back of the clue. If no one has guessed the location, give them clue No. 4)

Clue No. 4 "Underneath a treasure holder

You will find, for hunter bolder,  
Something true and something new.  
Think real hard, for it's for you."

Treasure should be a new two dollar bill. Place one underneath the Treasure Chest of each team. Do not allow hunters to look for the treasure on their own as this is very apt to create confusion.

July 29 - ALPHABET HUNT (Send out Gimmick Letter No. 5 prior to July 29)

Each team will have an equal number of alphabet letters. If you have two teams, the Black Hunters will have letters A - M. The Red Hunters will take N - Z. If you have three teams, divide the alphabet three ways. Take all your prospect and absentee lists and give the Black Hunters those whose names begin with A - M and the Red Hunters N - Z. The gimmick letter calls for each hunter to be assigned a person to hunt and bring to Sunday school. If any hunter can bring in a visitor whose name begins with the same letter as his last name, he

will receive a \$200 bonus for the visitor.

August 5 - SEARCH THE SCRIPTURES HUNT (Send out Gimmick Letter No. 6 prior to August 5)

Enclose a Treasure Map for the student to help him in his Bible search. The map is to be brought to Sunday school August 5 with the answers written on it.

1. Treasure Map for Primaries, Juniors and Junior Highs. A through J list objects that belong to Bible people. Can you return the hidden thing to the owner?

(Answers: 1-E, 2-F, 3-I, 4-C, 5-B, 6-H, 7-G, 8-A, 9-D, 10-J)

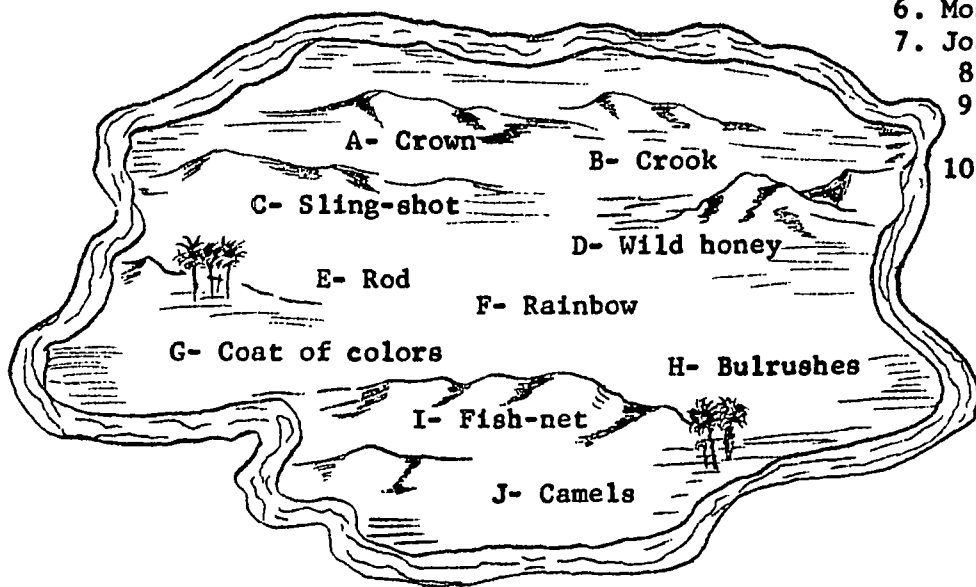
Give \$50 worth of Treasure Dollars for those with a perfect map.

#### TREASURE OWNERS

#### TREASURE HUNT

by Margaret Beck

1. Aaron
2. Noah
3. Peter
4. David
5. Shepherds
6. Moses
7. Joseph
8. King Herod
9. John the Baptist
10. Wise Men



2. Youth and Adults. Write on the map... "There will be competition this week between the Hunting Teams to see which team will be able to read the most chapters in the Word of God."

Award the winning team with \$500 bonus Treasure Dollars.

August 12 - UNCLE AND AUNT HUNT (Send out Gimmick Letter No. 7 prior to August 12)

Reward all those who are successful in bringing an Aunt and Uncle to Sunday School with one of the following:

1. A large size Hershey bar.
2. Small box of candy

August 19 - RED AND BLACK FEATHER HUNT (Send out Gimmick Letter No. 8 prior to August 19)

The aim of this day will be for every hunter to double himself. Those who can do this, will be privileged to wear an extra feather in their hunting cap. We are getting to the end of the Treasure Hunt and there is not much time to increase the treasure in your coffer. To encourage everyone to work, offer a special bonus of \$200 extra Treasure Dollars to every member of a class if the class doubles its attendance on this day.

August 26 - EMPTY THE TREASURE CHEST (Send out Gimmick Letter No. 9 prior to August 26)

Your pupils will not need urging to be present on this final day of the Treasure Hunt. The following ideas will help you wind up the contest in a victorious manner:

1. Announce the winning Hunting Team. Arrange for them to participate in a gigantic out-door Treasure Hunt the following Saturday. See party books for ideas along this line.
2. Redeem all Treasure Dollars. During the contest TREASURE DOLLARS have been given out each Sunday for attendance, bringing visitors and missionary giving. Each student has been accumulating a treasure of his own which must be redeemed into something tangible. You may call it "Treasure Redemption," "Sunday School Auction," or "White Elephant Sale." The best time for the redemption of Treasure Dollars will have to be decided by the individual Sunday school. If it is done on Sunday morning, it will be wise to schedule the redemption before Sunday school convenes or immediately after the close of the teaching session. A



special room should be set aside for the purpose with all articles marked plainly as to price. Prices must be fixed high in keeping with the amount of Treasure Dollars given out.

IMPORTANT--Urge the adults of your church to search through their attics, storage rooms and garages for hidden treasure. These articles should be restored and brought into the Sunday school for sale. Children will enjoy toys that have been repaired and painted for the sale. If you have a UFW or CFM group in your church, enlist their cooperation in preparing these articles. Those who do not have treasure to donate, may be urged to buy something of interest particularly for the boys and girls.

It is wise to secure a number of small items so no boy or girl will go away without something. If you are near or live in a city, you will be able to purchase many inexpensive articles at a wholesale house. These can usually be obtained at a 50% to 40% discount. Most cities have several wholesalers which supply variety and dime stores with their merchandise.

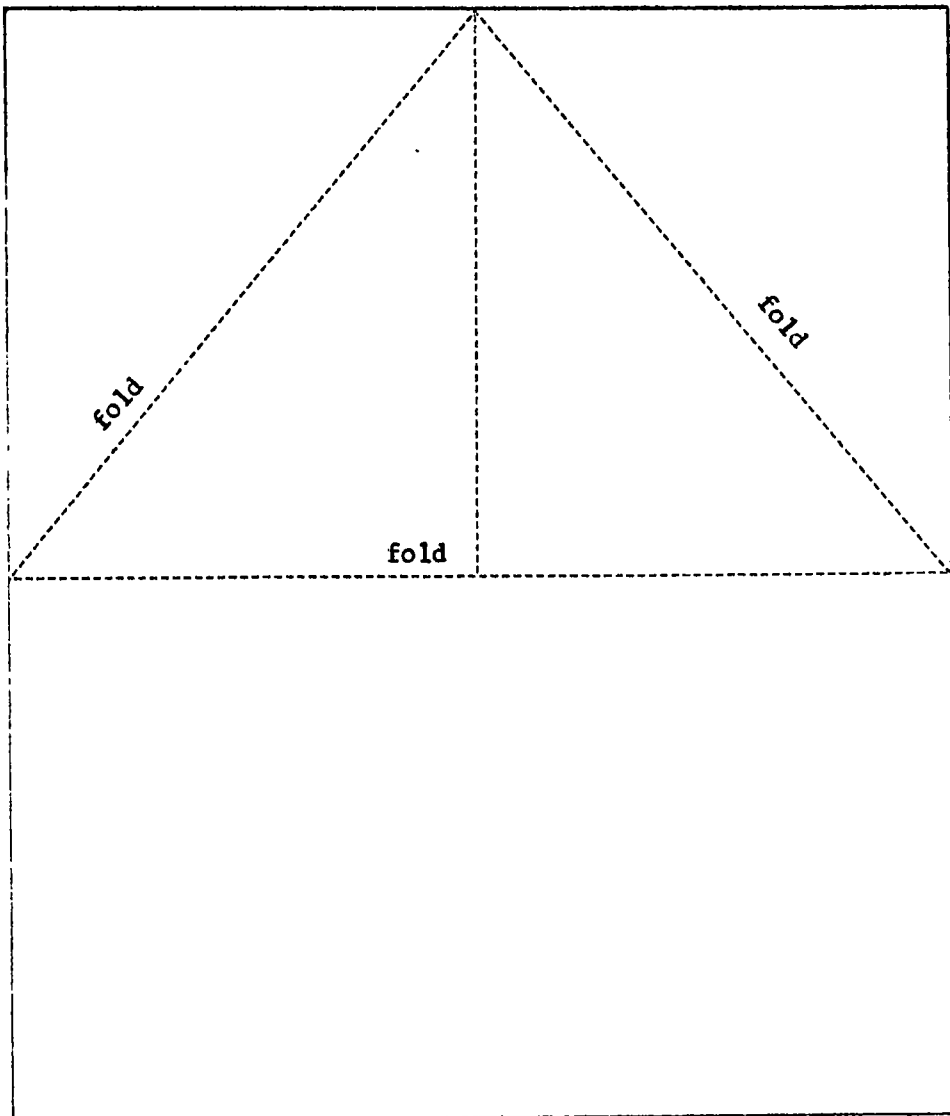
\*\*\*\*\*TREASURE HUNTING LICENSE\*\*\*\*\*

This license authorizes \_\_\_\_\_  
(name)

\_\_\_\_\_  
(address) (tel. no.)

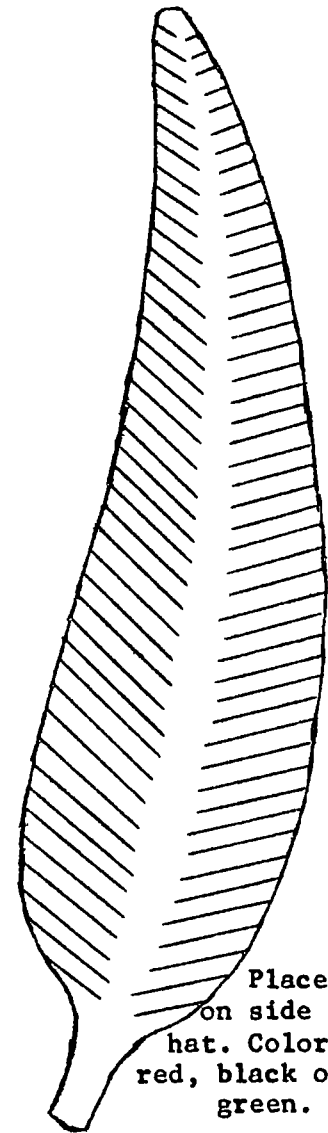
to seek for TREASURE in this city according to the  
limitations set forth each Sunday by the Treasure  
Hunt Captains. You are authorized to HUNT with the  
\_\_\_\_\_ Hunters!

Foursquare S. S. of \_\_\_\_\_




HUNTING HAT

(Pre-school - Junior. Use green construction paper.)




Place  
on side of  
hat. Color  
red, black or  
green.

HUNTING HAT FEATHER



(Place appropriate team name inside cap.)

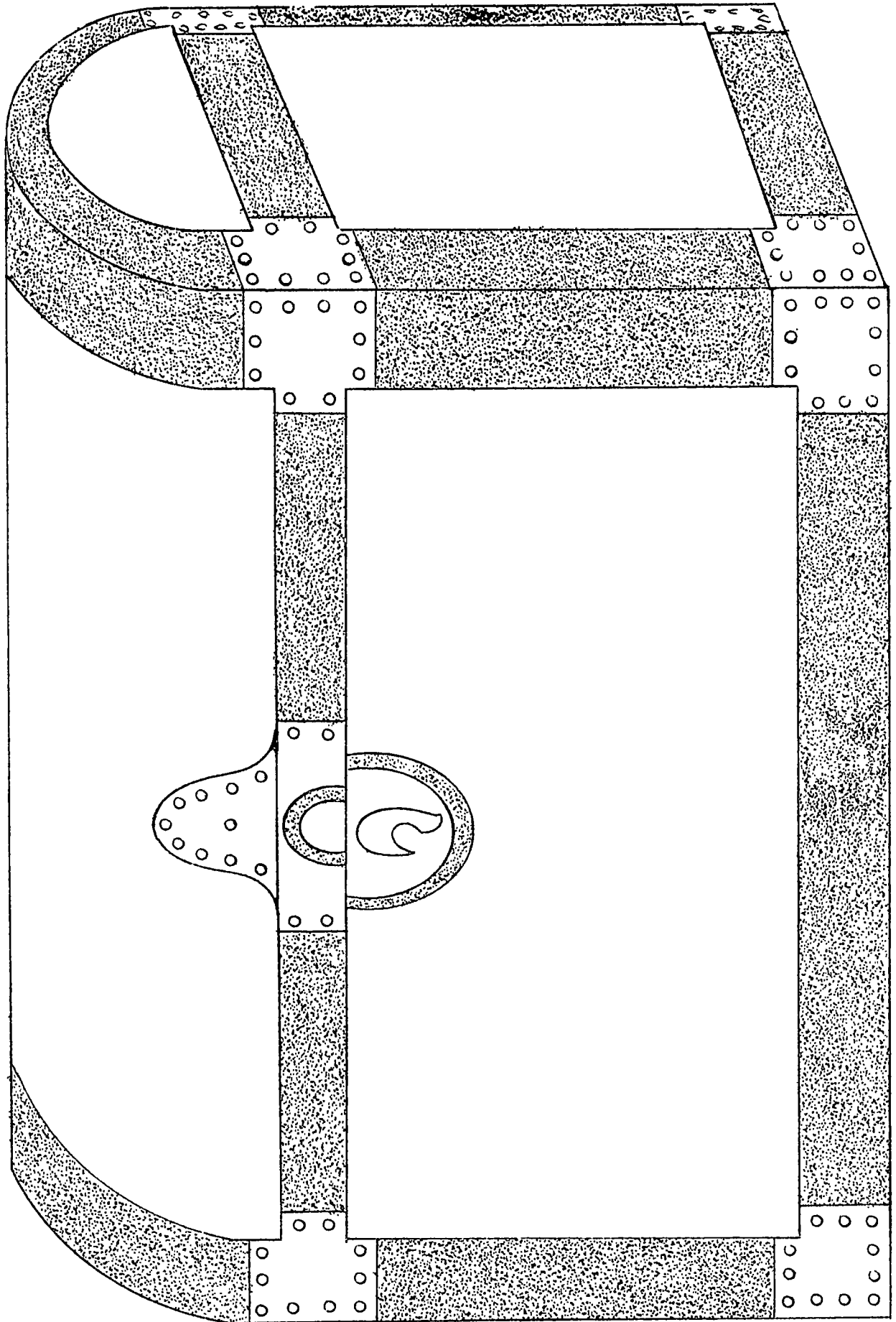
HUNTER TEAM BADGE



(Make several denominations.)

TREASURE DOLLARS

TREASURE CHEST







TREASURE MAP



CALLING ALL HUNTERS



ADDITIONAL PATTERNS